

Type - Tipo - Typ
Type - Tipo

Size - Grandezza - Grösse
Taille - Tamaño

Mounting - Montaggio
Montage - Fixation
Tipo de montaje

Ratio - Rapporto
Untersetzung
Reduction
Relación

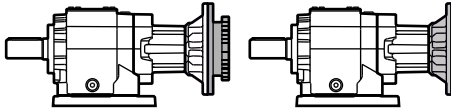
P

712C

-F

6.57

Cast iron coaxial gear boxes
Riduttori coassiali in Ghisa

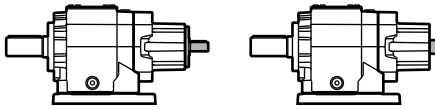


With IEC motor

M

With motor flange

P



With male input shaft

R

Modular base

B

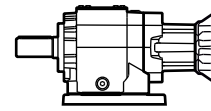
Not available for:
862C, 1002, 1102,
1003, 1103.

2 Stages
Riduzioni
Stufen
Trains
Etapas

712C
812C
862C
1002
1102

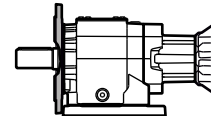
3 Stages
Riduzioni
Stufen
Trains
Etapas

713C
813C
863C
1003
1103



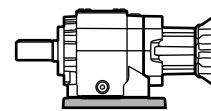
Without flange / feet

-N



Output flange mounted

-F



Mounted feet

B..

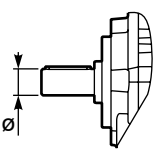
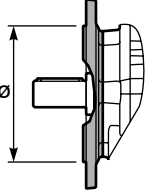



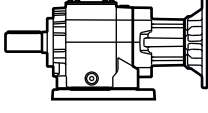
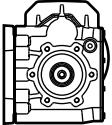
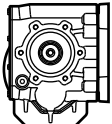
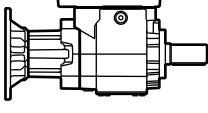
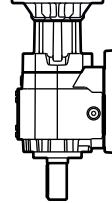
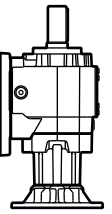
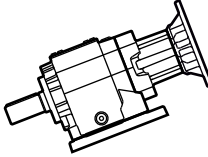
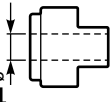
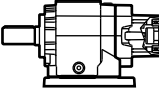
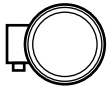



Feet / piedini

Feet Code	Market reference	G	H	R	L
B1	112	18	85	110	
B2	212/3	18	100	130	
S4	17	18	75	110	
S2	27	25	90		
M1	42/3	25	80		
L4	04	13	80		
L5	05	16	100		

You see feet code in the chart of the dimensions
Vedi codice piede nella tabella delle dimensioni



On request we can deliver our products according to the ATEX
A richiesta possiamo fornire i nostri prodotti secondo le normative ATEX
Auf Anfrage können wir unsere Produkte den Richtlinien ATEX entsprechend liefern
Sur demande nos produits peuvent se conformer à la réglementation ATEX
A pedido, se pueden enviar nuestros productos de acuerdo con las normas ATEX.

Output shaft Albero uscita Abtriebswelle Arbre de sortie Eje en salida	Output flange Flangia uscita Ausgangsflansch Bride de sortie Brida en salida	Motor size - Grandezza motore Motor Grösse Grandeur moteur - Tamaño motor	Mounting position Posizione montaggio Einbaulage Position de montage Position de montaje	Input bore Foro entrata Eingangshohlwelle Trou d'entree Eje hueco de entrada	Terminal box position Posizione morsettieria Klemmkastenlage Position boîte à bornes Posición caja de bornes																																																																
<p style="text-align: center;">I</p>  <p>→ STANDARD</p> <table border="1" data-bbox="95 660 263 1243"> <tr><td>712C 713C</td></tr> <tr><td>I → ø35</td></tr> <tr><td>L → ø38</td></tr> <tr><td>812C 813C</td></tr> <tr><td>M → ø40</td></tr> <tr><td>N → ø45</td></tr> <tr><td>862C 863C</td></tr> <tr><td>P → ø50</td></tr> <tr><td>J → ø60</td></tr> <tr><td>1002 1003</td></tr> <tr><td>J → ø60</td></tr> <tr><td>1102 1103</td></tr> <tr><td>A → ø70</td></tr> </table>	712C 713C	I → ø35	L → ø38	812C 813C	M → ø40	N → ø45	862C 863C	P → ø50	J → ø60	1002 1003	J → ø60	1102 1103	A → ø70	<p style="text-align: center;">4</p>  <p>→ STANDARD</p> <p>N Senza flangia Without flange</p> <table border="1" data-bbox="311 660 478 1265"> <tr><td>712C 713C</td></tr> <tr><td>4 → ø200</td></tr> <tr><td>5 → ø250</td></tr> <tr><td>812C 813C</td></tr> <tr><td>5 → ø250</td></tr> <tr><td>6 → ø300</td></tr> <tr><td>7 → ø350</td></tr> <tr><td>1002 1003</td></tr> <tr><td>6 → ø300</td></tr> <tr><td>7 → ø350</td></tr> <tr><td>8 → ø450</td></tr> <tr><td>1102 1103</td></tr> <tr><td>7 → ø350</td></tr> <tr><td>8 → ø450</td></tr> </table>	712C 713C	4 → ø200	5 → ø250	812C 813C	5 → ø250	6 → ø300	7 → ø350	1002 1003	6 → ø300	7 → ø350	8 → ø450	1102 1103	7 → ø350	8 → ø450	<p style="text-align: center;">-F</p> <p>Flange Flangia</p>  <table border="1" data-bbox="518 459 686 1635"> <tr><td>B5</td></tr> <tr><td>-A=56 (ø120)</td></tr> <tr><td>-B=63 (ø140)</td></tr> <tr><td>-C=71 (ø160)</td></tr> <tr><td>-D=80 (ø200)</td></tr> <tr><td>-E=90 (ø200)</td></tr> <tr><td>-F=100+112 (ø250)</td></tr> <tr><td>-G=132 (ø300)</td></tr> <tr><td>-H=160 (ø350)</td></tr> <tr><td>-I=180 (ø350)</td></tr> <tr><td>-L=200 (ø400)</td></tr> <tr><td>CA=225 (ø450)</td></tr> <tr><td>B14</td></tr> <tr><td>-O=56 (ø80)</td></tr> <tr><td>-P=63 (ø90)</td></tr> <tr><td>-Q=71 (ø105)</td></tr> <tr><td>-R=80 (ø120)</td></tr> <tr><td>-T=90 (ø140)</td></tr> <tr><td>-U=100+112 (ø160)</td></tr> <tr><td>-V=132 (ø200)</td></tr> </table> <p>Type R Tipo R</p>  <table border="1" data-bbox="726 459 893 784"> <tr><td>713C 813C</td></tr> <tr><td>-2 → ø19</td></tr> <tr><td>712C 812C 863C</td></tr> <tr><td>-3 → ø24</td></tr> <tr><td>862C 1003 1103</td></tr> <tr><td>-4 → ø28</td></tr> <tr><td>1002 1102</td></tr> <tr><td>-6 → ø42</td></tr> </table> <p>Without flange Senza flangia</p>  <table border="1" data-bbox="726 940 893 1377"> <tr><td>-M → With coupling</td></tr> <tr><td>713C 813C</td></tr> <tr><td>-1 → ø14 (71B5)</td></tr> <tr><td>-2 → ø19 (80B5)</td></tr> <tr><td>-3 → ø24 (90B5)</td></tr> <tr><td>712C 812C 863C</td></tr> <tr><td>-2 → ø19 (80B5)</td></tr> <tr><td>-3 → ø24 (90B5)</td></tr> <tr><td>-4 → ø28 (100B5)</td></tr> </table>	B5	-A =56 (ø120)	-B =63 (ø140)	-C =71 (ø160)	-D =80 (ø200)	-E =90 (ø200)	-F =100+112 (ø250)	-G =132 (ø300)	-H =160 (ø350)	-I =180 (ø350)	-L =200 (ø400)	CA =225 (ø450)	B14	-O =56 (ø80)	-P =63 (ø90)	-Q =71 (ø105)	-R =80 (ø120)	-T =90 (ø140)	-U =100+112 (ø160)	-V =132 (ø200)	713C 813C	-2 → ø19	712C 812C 863C	-3 → ø24	862C 1003 1103	-4 → ø28	1002 1102	-6 → ø42	-M → With coupling	713C 813C	-1 → ø14 (71B5)	-2 → ø19 (80B5)	-3 → ø24 (90B5)	712C 812C 863C	-2 → ø19 (80B5)	-3 → ø24 (90B5)	-4 → ø28 (100B5)	<p style="text-align: center;">B3</p>  <p>B3 STANDARD</p>  <p>B6</p>  <p>B7</p>  <p>B8</p>  <p>V5</p>  <p>V6</p>  <p>V8</p>	<p style="text-align: center;">-</p> <p>Nothing indication: standard bore</p> <p>Nessuna indicazione: foro standard</p> <p>COUPLING</p>  <p>A = 9mm B = 11mm C = 14mm D = 19mm E = 24mm F = 28mm</p> <p style="text-align: center;">0</p> <p>Ready for input coupling Predisposto per giunto</p> 	<p>With Type M specify terminal box position Con tipo M specificare posizione morsettieria</p>  <p>A</p>  <p>B STANDARD</p>  <p>C</p>  <p>D</p>
712C 713C																																																																					
I → ø35																																																																					
L → ø38																																																																					
812C 813C																																																																					
M → ø40																																																																					
N → ø45																																																																					
862C 863C																																																																					
P → ø50																																																																					
J → ø60																																																																					
1002 1003																																																																					
J → ø60																																																																					
1102 1103																																																																					
A → ø70																																																																					
712C 713C																																																																					
4 → ø200																																																																					
5 → ø250																																																																					
812C 813C																																																																					
5 → ø250																																																																					
6 → ø300																																																																					
7 → ø350																																																																					
1002 1003																																																																					
6 → ø300																																																																					
7 → ø350																																																																					
8 → ø450																																																																					
1102 1103																																																																					
7 → ø350																																																																					
8 → ø450																																																																					
B5																																																																					
-A =56 (ø120)																																																																					
-B =63 (ø140)																																																																					
-C =71 (ø160)																																																																					
-D =80 (ø200)																																																																					
-E =90 (ø200)																																																																					
-F =100+112 (ø250)																																																																					
-G =132 (ø300)																																																																					
-H =160 (ø350)																																																																					
-I =180 (ø350)																																																																					
-L =200 (ø400)																																																																					
CA =225 (ø450)																																																																					
B14																																																																					
-O =56 (ø80)																																																																					
-P =63 (ø90)																																																																					
-Q =71 (ø105)																																																																					
-R =80 (ø120)																																																																					
-T =90 (ø140)																																																																					
-U =100+112 (ø160)																																																																					
-V =132 (ø200)																																																																					
713C 813C																																																																					
-2 → ø19																																																																					
712C 812C 863C																																																																					
-3 → ø24																																																																					
862C 1003 1103																																																																					
-4 → ø28																																																																					
1002 1102																																																																					
-6 → ø42																																																																					
-M → With coupling																																																																					
713C 813C																																																																					
-1 → ø14 (71B5)																																																																					
-2 → ø19 (80B5)																																																																					
-3 → ø24 (90B5)																																																																					
712C 812C 863C																																																																					
-2 → ø19 (80B5)																																																																					
-3 → ø24 (90B5)																																																																					
-4 → ø28 (100B5)																																																																					