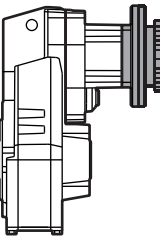
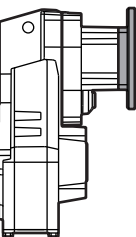
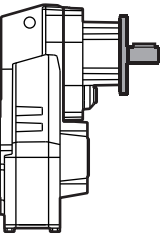
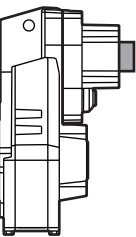
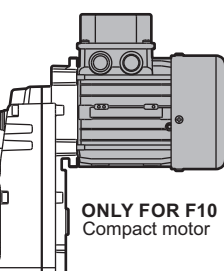
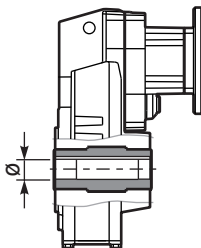
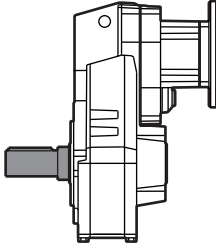
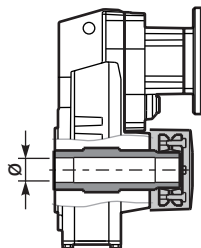
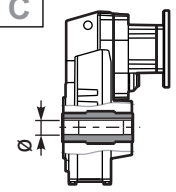
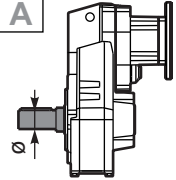
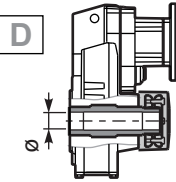

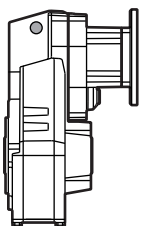
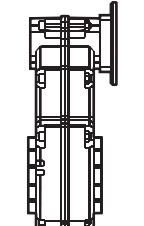
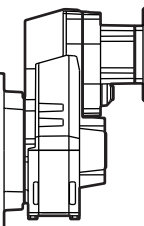
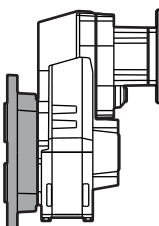



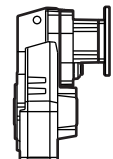
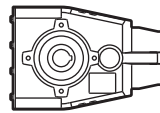
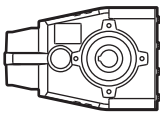
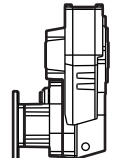
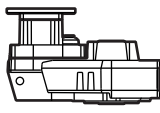
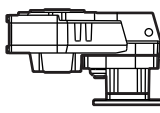
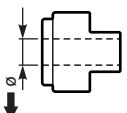
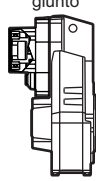






Type - Tipo - Typ Type - Tipo	Size - Grandezza - Grösse Taille - Tamaño	Mounting - Montaggio Montage - Fixation Tipo de montaje	Rapporto - Ratio Untersetzung Reduction - Relacion	Output shaft Albero uscita Abtriebswelle Arbre de sortie Eje en salida
M	FA42	C	10.04	-D
<p>Shaft mounted helical Riduttori ad assi paralleli</p>  <p>With IEC motor M</p>  <p>With motor flange P</p>  <p>With male input shaft R</p>  <p>Modular base B</p> <p>Not available for: FC61, FC71, FC81, FC82.</p>  <p>ONLY FOR F10 Compact motor</p> <p>C</p>	<p>1 Stage Riduzione Stufe Trains Etapa</p> <p>2 Stages Riduzioni Stufen Trains Etapas</p> <p>3 Stages Riduzioni Stufen Trains Etapas</p> <p>Aluminum/Alluminio/Aluminium/Aluminio</p> <p>FA41</p> <p>FA32 FA42 FA52</p> <p>FA33 FA43 FA53</p> <p>Cast Iron/Ghisa/Grauguss/Fonte/Fundicion</p> <p>FC61 FC71 FC81</p> <p>FC62 FC72 FC82</p> <p>FC63 FC73 FC83</p>	 <p>Hollow output shaft C</p>  <p>Single output shaft A</p>  <p>Shrink Disk D</p> <p>Only on request for Q.ty A richiesta per quantità</p>	<p>See technical data table</p> <p>Vedi tabelle dati tecnici.</p> <p>Technisches Datenblatt beachten</p> <p>Voir Tableau données techniques</p> <p>Ver tabla datos técnicos</p>	 <p>STANDARD Only on request for Q.ty A richiesta per quantità</p> <p>FS10</p> <p>-J → ø17</p> <p>FS20</p> <p>-B → ø20</p> <p>FA32-3</p> <p>-C → ø25</p> <p>FA41 FA42 FA43</p> <p>-C → ø25</p> <p>-D → ø30</p> <p>-E → ø35</p> <p>FA52 FA53 FC61 FC62 FC63</p> <p>-E → ø35</p> <p>-F → ø40</p> <p>FC71 FC72 FC73</p> <p>-F → ø40</p> <p>-G → ø45</p> <p>FC81 FC82 FC83</p> <p>-H → ø50</p> <p>-I → ø55</p>  <p>Single output shaft</p> <p>-L FA32/3 → ø25</p> <p>-M FA41/2/3 → ø30</p> <p>-N FA52/3 → ø35</p> <p>-O FC71/2/3 → ø40</p> <p>-K FC81/2/3 → ø50</p>  <p>Shrink disk</p> <p>-Q FA42/3 → ø30</p> <p>-T FA52/3 → ø35</p> <p>-U FC72/3 → ø40</p> <p>-V FC82/3 → ø50</p>

6



On request we can deliver our products according to the ATEX
 A richiesta possiamo fornire i nostri prodotti secondo le normative ATEX
 Auf Anfrage können wir unsere Produkte den Richtlinien ATEX entsprechend liefern
 Sur demande nos produits peuvent se conformer à la réglementation ATEX
 A pedido, se pueden enviar nuestros productos de acuerdo con las normas ATEX.

Type - Tipo - Typ Types - Tipo	Output flange Flangia uscita Ausgangsflansch Bride de sortie Brida en salida	Motor size - Grandezza motore Motor Grösse Grandeur moteur - Tamaño motor	Mounting position Posizione montaggio Einbaulage Position de montage Posición de montaje	Input bore Foro entrata Eingangshohlwelle Trou d'entree Eje hueco de entrada	Terminal box position Posizione morsettieria Klemmkastenlage Position boîte à bornes Posición caja de bornes
<p>ST</p>  <p>ST Foro standard Standard bore</p>  <p>ST Senza braccio di reazione Without reaction arm</p>  <p>-F Whit output flange con flangia uscita</p>	<p>N</p>  <p>N Senza flangia Without flange</p> <p>FS20</p> <p>1 → ∅140</p> <p>FA32-3 FA41-2-3</p> <p>2 → ∅160</p> <p>3 → ∅200</p> <p>4 → ∅250</p> <p>FA52 FA53 FC61 FC62 FC63</p> <p>4 → ∅250</p> <p>FC71 FC72 FC73</p> <p>4 → ∅250</p> <p>5 → ∅300</p> <p>6 → ∅350</p> <p>7 → ∅400</p> <p>FC81 FC82 FC83</p>	<p>-C</p> <p>Flange Flangia</p>  <p>B5</p> <p>-A=56 (∅120)</p> <p>-B=63 (∅140)</p> <p>-C=71 (∅160)</p> <p>-D=80 (∅200)</p> <p>-E=90 (∅200)</p> <p>-F=100+112 (∅250)</p> <p>-G=132 (∅300)</p> <p>-H=160 (∅350)</p> <p>-I=180 (∅350)</p> <p>B14</p> <p>-O=56 (∅80)</p> <p>-P=63 (∅90)</p> <p>-Q=71 (∅105)</p> <p>-R=80 (∅120)</p> <p>-T=90 (∅140)</p> <p>-U=100+112 (∅160)</p> <p>-V=132 (∅200)</p> <p>COMPACT</p> <p>CZ = 56</p> <p>C0 = 63</p> <p>Type R Tipo R</p>  <p>FA33 FA43 FS10 FS20</p> <p>-1 → ∅14</p> <p>FA32 FA42 FA53 FC63 FC73</p> <p>-2 → ∅19</p> <p>FA52 FC62 FC72 FC83</p> <p>-3 → ∅24</p> <p>FC82</p> <p>-4 → ∅28</p> <p>Without flange Senza flangia</p>  <p>-M → With coupling</p> <p>FA33 FA43 FS10 FS20</p> <p>-Z → ∅9 (56B5)</p> <p>-0 → ∅11 (63B5)</p> <p>-1 → ∅14 (71B5)</p> <p>FA32 FA42 FA53 FC63 FC73</p> <p>-1 → ∅14 (71B5)</p> <p>-2 → ∅19 (80B5)</p> <p>-3 → ∅24 (90B5)</p> <p>FA52 FC62 FC72 FC83</p> <p>-2 → ∅19 (80B5)</p> <p>-3 → ∅24 (90B5)</p> <p>-4 → ∅28 (100B5)</p> <p>FA41</p> <p>-4 → ∅28 (100B5)</p>	<p>H1</p>  <p>H1 STANDARD</p>  <p>H4</p>  <p>H3</p>  <p>H2</p>  <p>H5</p>  <p>H6</p>	<p>-</p> <p>Nothing indication: standard bore</p> <p>Nessuna indicazione: foro standard</p> <p>COUPLING</p>  <p>A = 9mm</p> <p>B = 11mm</p> <p>C = 14mm</p> <p>D = 19mm</p> <p>E = 24mm</p> <p>F = 28mm</p> <p>0</p> <p>Ready for input coupling Predisposto per giunto</p> 	<p>With Type M specify terminal box position Con tipo M specificare posizione morsettieria</p>  <p>A</p>  <p>B STANDARD</p>  <p>C</p>  <p>D</p>