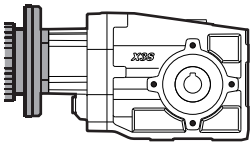
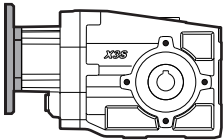
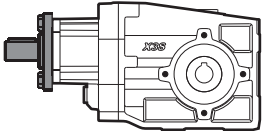
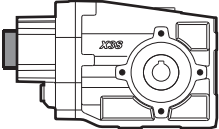
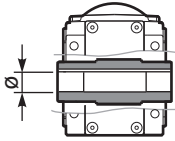
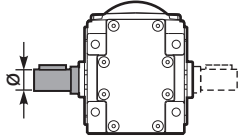
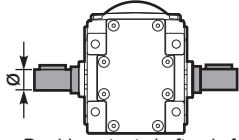
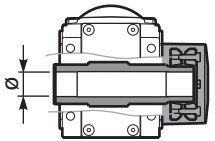
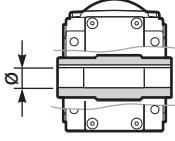
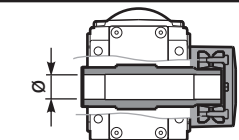
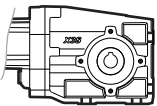
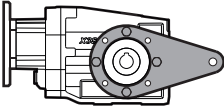
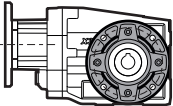
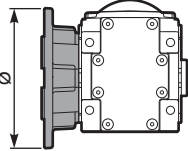







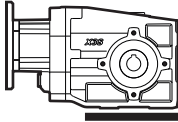


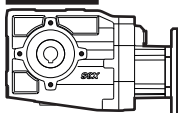
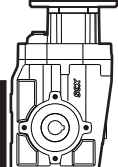
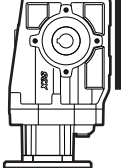
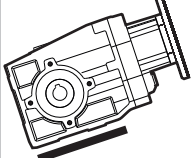
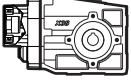
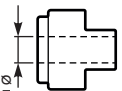


Type - Tipo - Typ Type - Tipo	Size - Grandezza - Grösse Taille - Tomaño	Mounting - Montaggio Montage - Fixation Tipo de montaje	Rapporto - Ratio Untersetzung Reduction Relacion	Output shaft - Albero uscita Ausgangsflansch Arbre de sortie Brida en solida
M	X22S	C	4.83	-A
<p>Helical-bevel gear Riduttori ortogonali</p>  <p>With IEC motor M</p>  <p>With motor flange P</p>  <p>With male input shaft R</p>  <p>Modular base B</p> <p>Not available for: X93C, X103, X104, X113, X114.</p>	<p>2 Stages Riduzioni Stufen Trains Etapas</p> <p>3 Stages Riduzioni Stufen Trains Etapas</p> <p>Aluminum Alluminio Aluminium Aluminio</p> <p>X22S X32S X42A X52A X62A</p> <p>X33S X43A X53A X63A</p> <p>3 Stages Riduzioni Stufen Trains Etapas</p> <p>4 Stages Riduzioni Stufen Trains Etapas</p> <p>Cast Iron Ghisa Grauguss Fonte Fundicion</p> <p>113C 114C 133C 134C X73C X74C X83C X84C X93C X94C X103 X104 X113 X114</p>	<p>Hollow output shaft C</p>  <p>Single output shaft A</p>  <p>Double output shaft only for 113/4C, 133/4C, X73/4C, X83/4C, X93/4C, X103/4 and X113/4 B</p>  <p>Shrink Disk (only on the DX side) D</p> <p>Only on request for Q.ty A richiesta per quantità</p>  <p>Stainless steel hub I</p> <p>Stainless steel hub Mozzo in acciaio Inox Edelstahlhohlwelle Moyeu en acier Inox Nucleo corona de acero Inox</p> <p>Only on request for Q.ty A richiesta per quantità</p> 	<p>See technical data table</p> <p>Vedi tabella dati tecnici.</p> <p>Technisches Datenblatt beachten</p> <p>Voir Tableau données techniques</p> <p>Ver tabla datos técnicos</p>	<p>Hollow output shaft</p> <p>X73/4C X83/4C</p> <p>X22S</p> <p>-A ⇨ $\varnothing 18$ -F ⇨ $\varnothing 40$ -B ⇨ $\varnothing 20$ -H ⇨ $\varnothing 45$ 113C 114C</p> <p>X32S X33S</p> <p>-F ⇨ $\varnothing 40$ -G ⇨ $\varnothing 42$ 133C 134C</p> <p>X42A X43A</p> <p>-F ⇨ $\varnothing 40$ -H ⇨ $\varnothing 45$</p> <p>X52A X53A</p> <p>-H ⇨ $\varnothing 45$ -J ⇨ $\varnothing 50$ X93C X94C</p> <p>X62A X63A</p> <p>-H ⇨ $\varnothing 45$ -K ⇨ $\varnothing 60$ X103 X104</p> <p>-E ⇨ $\varnothing 35$ -L ⇨ $\varnothing 25$ -F ⇨ $\varnothing 40$ -M ⇨ $\varnothing 30$ X113 X114 -N ⇨ $\varnothing 35$ -T ⇨ $\varnothing 70$</p> <p>Single and double output shaft</p> <p>-I X22S ⇨ $\varnothing 20$ X32/3S ⇨ $\varnothing 20$</p> <p>-L X32/3S ⇨ $\varnothing 25$ X42/3A ⇨ $\varnothing 25$</p> <p>-M X52/3A ⇨ $\varnothing 30$</p> <p>-N X52/3A ⇨ $\varnothing 35$ X62/3A ⇨ $\varnothing 35$ X73/4A* ⇨ $\varnothing 35$</p> <p>-V X83/4A ⇨ $\varnothing 40^*$ 113/4C ⇨ $\varnothing 40^*$</p> <p>-O 113/4C ⇨ $\varnothing 42^*$</p> <p>-P 133/4C ⇨ $\varnothing 45^*$</p> <p>-1 X93/4C ⇨ $\varnothing 50^*$</p> <p>-3 X103/4 ⇨ $\varnothing 60^*$</p> <p>-5 X113/4 ⇨ $\varnothing 70^*$</p> <p>* Also available double output shaft</p>  <p>Shrink Disk</p> <p>-U X22S ⇨ $\varnothing 20$ X32/3S ⇨ $\varnothing 20$</p> <p>-Q X42/3A ⇨ $\varnothing 30$</p> <p>-R X52/3A ⇨ $\varnothing 35$</p> <p>-S X62/3A ⇨ $\varnothing 40$ X73/4A ⇨ $\varnothing 40$ X83/4A ⇨ $\varnothing 40$ 113/4C ⇨ $\varnothing 40$</p> <p>-6 133/4C ⇨ $\varnothing 45$</p> <p>-7 X93/4C ⇨ $\varnothing 50$</p> <p>-8 X103/4 ⇨ $\varnothing 65$</p> <p>-9 X113/4 ⇨ $\varnothing 75$</p>



On request we can deliver our products according to the ATEX
 A richiesta possiamo fornire i nostri prodotti secondo le normative ATEX
 Auf Anfrage können wir unsere Produkte den Richtlinien ATEX entsprechend liefern
 Sur demande nos produits peuvent se conformer à la réglementation ATEX
 A pedido, se pueden enviar nuestros productos de acuerdo con las normas ATEX.

Type - Tipo - Typ Type - Tipo	Output flange Flangia di uscita Ausgangs Flansch Bride de sortie Brida en salida	Motor size - Grandezza motore Motor Grösse Grandeur moteur - Tamaño motor	Terminal box position Posizione morsettiere Klemmkastenlage Position boîte à bornes Posición caja de bornes	Mounting position Posizione montaggio Einbaulage Position de montage Posición de montaje	Coupling Giunto Kupplung Joint Juntura	
BR	N	-O	B	B3	C	
 <p>FB Forma base Universal</p>  <p>BR Braccio di reazione Reaction arm</p>  <p>-F Flangia uscita output flange</p>	 <p>N Senza flangia Without flange X22S</p> <p>0 ⇒ Ø110 1 ⇒ Ø120 X32S X33S</p> <p>1 ⇒ Ø120 2 ⇒ Ø160 X42-3A X52-3A X62-3A</p> <p>2 ⇒ Ø160 3 ⇒ Ø200 4 ⇒ Ø250 X73C X74C X83C X84C</p> <p>4 ⇒ Ø250 113C 114C X93C X94C</p> <p>C ⇒ Ø280 L ⇒ Ø280 133C 134C</p> <p>C ⇒ Ø320 X103 X104</p> <p>6 ⇒ Ø350 X113 X114</p> <p>7 ⇒ Ø450</p>	<p>Flange Flangia </p> <p>B5</p> <p>-A=56 (Ø120) -B=63 (Ø140) -C=71 (Ø160) -D=80 (Ø200) -E=90 (Ø200) -F=100÷112 (Ø250) -G=132 (Ø300) -H=160 (Ø350) -I=180 (Ø350) -L=200 (Ø400) CA=225 (Ø450)</p> <p>B14</p> <p>-O=56 (Ø80) -P=63 (Ø90) -Q=71 (Ø105) -R=80 (Ø120) -T=90 (Ø140) -U=100÷112 (Ø160) -V=132 (Ø200)</p> <p>Type R Tipo R </p> <p>X22S X33S X43A</p> <p>-1 ⇒ Ø14 X32S X42A X53A X63A X74C X84C 114C 134C</p> <p>-2 ⇒ Ø19 X52A X62A 113C 133C X73C X83C X94C</p> <p>-3 ⇒ Ø24 X93C X104 X114</p> <p>-4 ⇒ Ø28 X103 X113</p> <p>-6 ⇒ Ø42</p>	<p>Without flange Senza flangia </p> <p>-M ⇒ With coupling X22S X33S X43A</p> <p>-Z ⇒ Ø9 (56B5) -0 ⇒ Ø11 (63B5) -1 ⇒ Ø14 (71B5) X32S X42A X53A X63A X74C X84C 114C 134C</p> <p>-1 ⇒ Ø14 (71B5) -2 ⇒ Ø19 (80B5) -3 ⇒ Ø24 (90B5) X52A X62A 113C 133C X73C X83C X94C</p> <p>-2 ⇒ Ø19 (80B5) -3 ⇒ Ø24 (90B5) -4 ⇒ Ø28 (100B5)</p>	 <p>A</p>  <p>B STANDARD</p>  <p>C</p>  <p>D</p>	 <p>B3 STANDARD</p>  <p>B6</p>  <p>B7</p>  <p>B8</p>  <p>V5</p>  <p>V6</p>  <p>V8</p>	<p>0 Without coupling Senza giunto</p>  <p>- Nothing indication: standard bore Nessuna indicazione: foro standard</p> <p>COUPLING</p>  <p>A = 9mm B = 11mm C = 14mm D = 19mm E = 24mm F = 28mm</p>