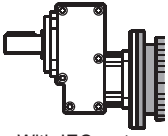
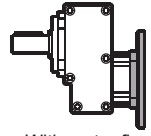
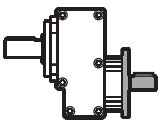
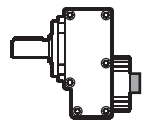
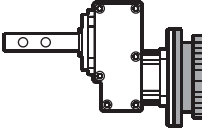
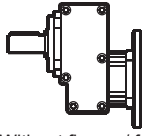
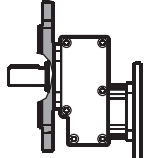
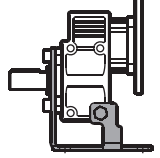
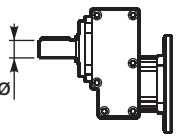
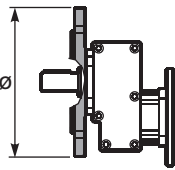
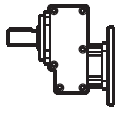


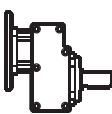
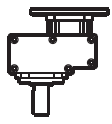
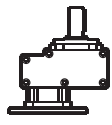






Type - Tipo - Typ Type - Tipo	Size - Grandezza - Grösse Taille - Tamaño	Mounting - Montaggio Montage - Fixation Tipo de montaje	Ratio - Rapporto Untersetzung Reduction Relación
<b>P</b>	<b>311A</b>	<b>-F</b>	<b>2.84</b>
<p><b>Aluminum one step gear</b> Riduttori in alluminio a uno stadio</p> <div style="display: flex; justify-content: space-around;"> <div style="text-align: center;">                       With IEC motor <b>M</b> </div> <div style="text-align: center;">                       With motor flange <b>P</b> </div> </div> <div style="display: flex; justify-content: space-around; margin-top: 20px;"> <div style="text-align: center;">                       With male input shaft <b>R</b> </div> <div style="text-align: center;">                       Modular Base <b>B</b> </div> </div> <div style="border: 1px solid black; padding: 10px; margin-top: 20px; text-align: center;"> <p><b>Special output shaft</b> Albero uscita speciale</p>  <p><b>Only on request for Q.ty</b> A richiesta per quantità</p> </div>	<p><b>1</b> Stages Riduzioni Stufen Trains Etapas</p> <div style="border: 1px solid black; padding: 5px; margin-top: 10px; text-align: center;"> <p><b>211A</b> <b>311A</b> <b>411A</b> <b>511A</b></p> </div>	<div style="text-align: center; margin-top: 20px;">                       Without flange / feet <b>-N</b> </div> <div style="text-align: center; margin-top: 20px;">                       Output flange mounted <b>-F</b> </div> <div style="text-align: center; margin-top: 20px;">                       Mounted feet <b>H1</b> </div>	<p><b>See technical data table</b></p> <p>Vedi tabelle dati tecnici.</p> <p>Technisches Datenblatt beachten</p> <p>Voir Tableau données techniques</p> <p>Ver tabla datos técnicos</p>

4



On request we can deliver our products according to the ATEX  
 A richiesta possiamo fornire i nostri prodotti secondo le normative ATEX  
 Auf Anfrage können wir unsere Produkte den Richtlinien ATEX entsprechend liefern  
 Sur demande nos produits peuvent se conformer à la réglementation ATEX  
 A pedido, se pueden enviar nuestros productos de acuerdo con las normas ATEX.

Output shaft Albero uscita Abtriebswelle Arbre de sortie Eje en salida	Output flange Flangia uscita Ausgangsflansch Bride de sortie Brida en salida	Motor size - Grandezza motore Motor Größe Motor Grösse Grandeur moteur - Tamaño motor	Mounting position Posizione montaggio Einbaulage Position de montage Position de montaje	Input bore Foro entrata Eingangshohlwelle Trou d'entree Eje hueco de entrada	Terminal box position Posizione morsetteria Klemmkastenlage Position boîte à bornes Posición caja de bornes																																																																								
<p style="text-align: center;"><b>S</b></p>  <p>→ STANDARD</p> <table border="1"> <tr><td>211A</td></tr> <tr><td><b>S</b> → <b>∅14</b></td></tr> <tr><td>311A</td></tr> <tr><td><b>S</b> → <b>∅14</b></td></tr> <tr><td><b>C</b> → <b>∅19</b></td></tr> <tr><td><b>E</b> → <b>∅24</b></td></tr> <tr><td>411A</td></tr> <tr><td><b>S</b> → <b>∅14</b></td></tr> <tr><td><b>C</b> → <b>∅19</b></td></tr> <tr><td><b>E</b> → <b>∅24</b></td></tr> <tr><td>511A</td></tr> <tr><td><b>C</b> → <b>∅19</b></td></tr> <tr><td><b>E</b> → <b>∅24</b></td></tr> <tr><td><b>G</b> → <b>∅28</b></td></tr> </table>	211A	<b>S</b> → <b>∅14</b>	311A	<b>S</b> → <b>∅14</b>	<b>C</b> → <b>∅19</b>	<b>E</b> → <b>∅24</b>	411A	<b>S</b> → <b>∅14</b>	<b>C</b> → <b>∅19</b>	<b>E</b> → <b>∅24</b>	511A	<b>C</b> → <b>∅19</b>	<b>E</b> → <b>∅24</b>	<b>G</b> → <b>∅28</b>	<p style="text-align: center;"><b>2</b></p>  <table border="1"> <tr><td><b>N</b> Senza flangia Without flange</td></tr> <tr><td>211A</td></tr> <tr><td><b>I</b> → <b>∅105</b></td></tr> <tr><td>Flangia integrata Integrated flange</td></tr> <tr><td>311A</td></tr> <tr><td><b>1</b> → <b>∅120</b></td></tr> <tr><td><b>2</b> → <b>∅140</b></td></tr> <tr><td><b>3</b> → <b>∅160</b></td></tr> <tr><td><b>4</b> → <b>∅200</b></td></tr> <tr><td>411A</td></tr> <tr><td><b>1</b> → <b>∅120</b></td></tr> <tr><td><b>2</b> → <b>∅140</b></td></tr> <tr><td><b>3</b> → <b>∅160</b></td></tr> <tr><td><b>4</b> → <b>∅200</b></td></tr> <tr><td><b>5</b> → <b>∅250</b></td></tr> <tr><td>511A</td></tr> <tr><td><b>1</b> → <b>∅120</b></td></tr> <tr><td><b>2</b> → <b>∅140</b></td></tr> <tr><td><b>3</b> → <b>∅160</b></td></tr> <tr><td><b>4</b> → <b>∅200</b></td></tr> <tr><td><b>5</b> → <b>∅250</b></td></tr> </table>	<b>N</b> Senza flangia Without flange	211A	<b>I</b> → <b>∅105</b>	Flangia integrata Integrated flange	311A	<b>1</b> → <b>∅120</b>	<b>2</b> → <b>∅140</b>	<b>3</b> → <b>∅160</b>	<b>4</b> → <b>∅200</b>	411A	<b>1</b> → <b>∅120</b>	<b>2</b> → <b>∅140</b>	<b>3</b> → <b>∅160</b>	<b>4</b> → <b>∅200</b>	<b>5</b> → <b>∅250</b>	511A	<b>1</b> → <b>∅120</b>	<b>2</b> → <b>∅140</b>	<b>3</b> → <b>∅160</b>	<b>4</b> → <b>∅200</b>	<b>5</b> → <b>∅250</b>	<p style="text-align: center;"><b>-C</b></p> <table border="1"> <tr><td>Flange Flangia</td></tr> <tr><td><b>B5</b></td></tr> <tr><td><b>-A</b>=56 (∅120)</td></tr> <tr><td><b>-B</b>=63 (∅140)</td></tr> <tr><td><b>-C</b>=71 (∅160)</td></tr> <tr><td><b>-D</b>=80 (∅200)</td></tr> <tr><td><b>-E</b>=90 (∅200)</td></tr> <tr><td><b>-F</b>=100+112 (∅250)</td></tr> <tr><td><b>-G</b>=132 (∅300)</td></tr> <tr><td><b>B14</b></td></tr> <tr><td><b>-O</b>=56 (∅80)</td></tr> <tr><td><b>-P</b>=63 (∅90)</td></tr> <tr><td><b>-Q</b>=71 (∅105)</td></tr> <tr><td><b>-R</b>=80 (∅120)</td></tr> <tr><td><b>-T</b>=90 (∅140)</td></tr> <tr><td><b>-U</b>=100+112 (∅160)</td></tr> <tr><td><b>-V</b>=132 (∅200)</td></tr> </table> <table border="1"> <tr><td>Type R Tipo R</td></tr> <tr><td>211A 311A</td></tr> <tr><td><b>-1</b> → <b>∅14</b></td></tr> <tr><td>411A</td></tr> <tr><td><b>-2</b> → <b>∅19</b></td></tr> <tr><td>511A</td></tr> <tr><td><b>-3</b> → <b>∅24</b></td></tr> <tr><td>Without flange Senza flangia</td></tr> <tr><td>211A 311A</td></tr> <tr><td><b>-Z</b> → <b>∅9</b> (IEC56)</td></tr> <tr><td><b>-0</b> → <b>∅11</b> (IEC63)</td></tr> <tr><td><b>-1</b> → <b>∅14</b> (IEC71)</td></tr> <tr><td>411A</td></tr> <tr><td><b>-1</b> → <b>∅14</b> (IEC71)</td></tr> <tr><td><b>-2</b> → <b>∅19</b> (IEC80)</td></tr> <tr><td><b>-3</b> → <b>∅24</b> (IEC90)</td></tr> <tr><td>511A</td></tr> <tr><td><b>-2</b> → <b>∅19</b> (IEC80)</td></tr> <tr><td><b>-3</b> → <b>∅24</b> (IEC90)</td></tr> <tr><td><b>-4</b> → <b>∅28</b> (IEC100)</td></tr> </table>	Flange Flangia	<b>B5</b>	<b>-A</b> =56 (∅120)	<b>-B</b> =63 (∅140)	<b>-C</b> =71 (∅160)	<b>-D</b> =80 (∅200)	<b>-E</b> =90 (∅200)	<b>-F</b> =100+112 (∅250)	<b>-G</b> =132 (∅300)	<b>B14</b>	<b>-O</b> =56 (∅80)	<b>-P</b> =63 (∅90)	<b>-Q</b> =71 (∅105)	<b>-R</b> =80 (∅120)	<b>-T</b> =90 (∅140)	<b>-U</b> =100+112 (∅160)	<b>-V</b> =132 (∅200)	Type R Tipo R	211A 311A	<b>-1</b> → <b>∅14</b>	411A	<b>-2</b> → <b>∅19</b>	511A	<b>-3</b> → <b>∅24</b>	Without flange Senza flangia	211A 311A	<b>-Z</b> → <b>∅9</b> (IEC56)	<b>-0</b> → <b>∅11</b> (IEC63)	<b>-1</b> → <b>∅14</b> (IEC71)	411A	<b>-1</b> → <b>∅14</b> (IEC71)	<b>-2</b> → <b>∅19</b> (IEC80)	<b>-3</b> → <b>∅24</b> (IEC90)	511A	<b>-2</b> → <b>∅19</b> (IEC80)	<b>-3</b> → <b>∅24</b> (IEC90)	<b>-4</b> → <b>∅28</b> (IEC100)	<p style="text-align: center;"><b>B3</b></p>  <p><b>B3</b> STANDARD</p>  <p><b>B6</b></p>  <p><b>B7</b></p>  <p><b>B8</b></p>  <p><b>V5</b></p>  <p><b>V6</b></p>	<p style="text-align: center;"><b>ST</b></p> <p><b>ST</b> standard bore foro standard</p>	<p>With Type M specify terminal box position Con tipo M specificare posizione morsetteria</p>  <p><b>A</b></p>  <p><b>B</b> STANDARD</p>  <p><b>C</b></p>  <p><b>D</b></p>
211A																																																																													
<b>S</b> → <b>∅14</b>																																																																													
311A																																																																													
<b>S</b> → <b>∅14</b>																																																																													
<b>C</b> → <b>∅19</b>																																																																													
<b>E</b> → <b>∅24</b>																																																																													
411A																																																																													
<b>S</b> → <b>∅14</b>																																																																													
<b>C</b> → <b>∅19</b>																																																																													
<b>E</b> → <b>∅24</b>																																																																													
511A																																																																													
<b>C</b> → <b>∅19</b>																																																																													
<b>E</b> → <b>∅24</b>																																																																													
<b>G</b> → <b>∅28</b>																																																																													
<b>N</b> Senza flangia Without flange																																																																													
211A																																																																													
<b>I</b> → <b>∅105</b>																																																																													
Flangia integrata Integrated flange																																																																													
311A																																																																													
<b>1</b> → <b>∅120</b>																																																																													
<b>2</b> → <b>∅140</b>																																																																													
<b>3</b> → <b>∅160</b>																																																																													
<b>4</b> → <b>∅200</b>																																																																													
411A																																																																													
<b>1</b> → <b>∅120</b>																																																																													
<b>2</b> → <b>∅140</b>																																																																													
<b>3</b> → <b>∅160</b>																																																																													
<b>4</b> → <b>∅200</b>																																																																													
<b>5</b> → <b>∅250</b>																																																																													
511A																																																																													
<b>1</b> → <b>∅120</b>																																																																													
<b>2</b> → <b>∅140</b>																																																																													
<b>3</b> → <b>∅160</b>																																																																													
<b>4</b> → <b>∅200</b>																																																																													
<b>5</b> → <b>∅250</b>																																																																													
Flange Flangia																																																																													
<b>B5</b>																																																																													
<b>-A</b> =56 (∅120)																																																																													
<b>-B</b> =63 (∅140)																																																																													
<b>-C</b> =71 (∅160)																																																																													
<b>-D</b> =80 (∅200)																																																																													
<b>-E</b> =90 (∅200)																																																																													
<b>-F</b> =100+112 (∅250)																																																																													
<b>-G</b> =132 (∅300)																																																																													
<b>B14</b>																																																																													
<b>-O</b> =56 (∅80)																																																																													
<b>-P</b> =63 (∅90)																																																																													
<b>-Q</b> =71 (∅105)																																																																													
<b>-R</b> =80 (∅120)																																																																													
<b>-T</b> =90 (∅140)																																																																													
<b>-U</b> =100+112 (∅160)																																																																													
<b>-V</b> =132 (∅200)																																																																													
Type R Tipo R																																																																													
211A 311A																																																																													
<b>-1</b> → <b>∅14</b>																																																																													
411A																																																																													
<b>-2</b> → <b>∅19</b>																																																																													
511A																																																																													
<b>-3</b> → <b>∅24</b>																																																																													
Without flange Senza flangia																																																																													
211A 311A																																																																													
<b>-Z</b> → <b>∅9</b> (IEC56)																																																																													
<b>-0</b> → <b>∅11</b> (IEC63)																																																																													
<b>-1</b> → <b>∅14</b> (IEC71)																																																																													
411A																																																																													
<b>-1</b> → <b>∅14</b> (IEC71)																																																																													
<b>-2</b> → <b>∅19</b> (IEC80)																																																																													
<b>-3</b> → <b>∅24</b> (IEC90)																																																																													
511A																																																																													
<b>-2</b> → <b>∅19</b> (IEC80)																																																																													
<b>-3</b> → <b>∅24</b> (IEC90)																																																																													
<b>-4</b> → <b>∅28</b> (IEC100)																																																																													