

Type - Tipo - Typ
Type - Tipo

Size - Grandezza
Größe - Taille
Tamaño

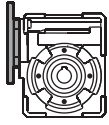
Mounting - Montaggio - Montage Fixation
Fixation - Tipo de montaje

P

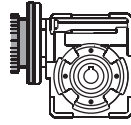
M45

FC

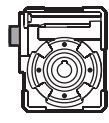
Worm gearboxes
Riduttori a vite senza fine
Schneckengetriebe
Reducteurs a vis sans fin
Reductores de corona sin fin



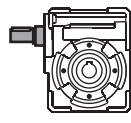
P



M



B

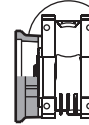


R

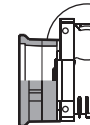
M30
M45
M50
M63
M75
M85
M11
M13
M15



FB

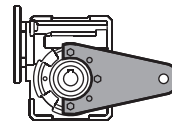


FC



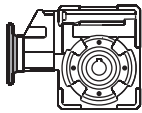
FL

F1
F2
F3
F4

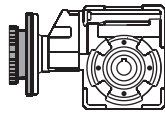


BR

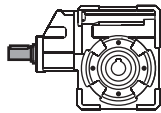
Worm gearboxes with primary reduction
Riduttori a vite senza fine con precoppia
Schneckengetriebe mit Stirradstufe am Eintrieb
Reducteurs a vis sans fin avec pré-réduction
Reductores corona sin fin con prerreductora de engrajes



P



M

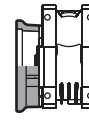


R

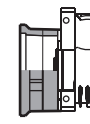
P4M
P5M
P6M
P7M
P8M
P1M



FB

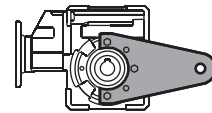


FC



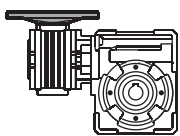
FL

F1
F2
F3
F4

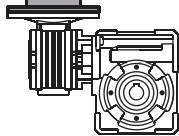


BR

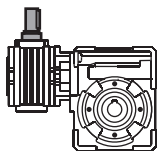
Combined worm gearboxes
Riduttori a vite senza fine combinati
Schneckengetriebekombinationen
Reducteurs a double train de vis sans fin
Reductores combinados corona sin fin



P

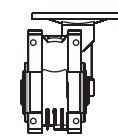


M

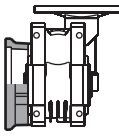


R

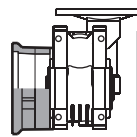
33M
43M
53M
63M
64M
74M
84M
15M



FB

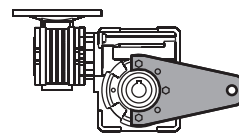


FC



FL

F1
F2
F3
F4

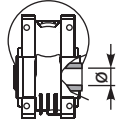
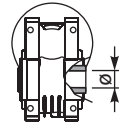
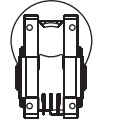
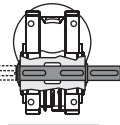
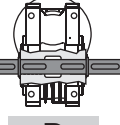
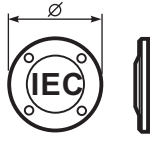
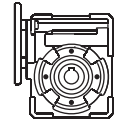
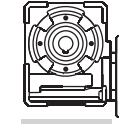
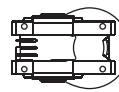
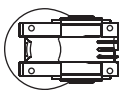
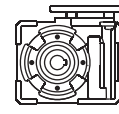
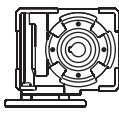
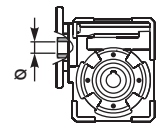
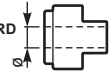
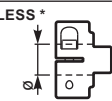



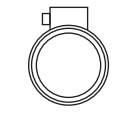
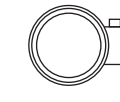



BR



On request we can deliver our products according to the ATEX
A richiesta possiamo fornire i nostri prodotti secondo le normative ATEX
Auf Anfrage können wir unsere Produkte den Richtlinien ATEX entsprechend liefern
Sur demande nos produits peuvent se conformer à la réglementation ATEX
A pedido, se pueden enviar nuestros productos de acuerdo con las normas ATEX.

CODIFICA / HOW TO ORDER / TYPENBEZEICHNUNGEN / CODIFICATION / CODIFICACIÓN

Ratio Rapporto Untersetzung Reduction Relación	Hub Mozzo corona Hohlwelle Arbre creux Nucleo corona	Output shaft Albero lento Abtriebswelle Arbre de sortie Eje salida	Motor size Grandezza motore Motor Grösse Grandeur moteur Tamaño motor	Mounting position Posizione montaggio Einbaulage Position de montage Posición de montaje	Input bore Foro entrata Eingangshohlwelle Trou d'entree Eje hueco de entrada	Mountin position Esecuzione montaggio Einbaulage Exécution de montage Posición de montaje	Terminal box position Posizione morsetteria Klemmkastenlage Position boîte a bornes Posición caja de bornes
10	C	∅	-Q	B3	ST	---	
See technical data table Vedi tabella dati tecnici. Technisches Datenblatt beachten Voir tableau données techniques Ver tabla datos técnicos	 STANDARD C M30 ⇨ ∅14 M45 ⇨ ∅18 M50 ⇨ ∅25 M63 ⇨ ∅25 M75 ⇨ ∅28 M85 ⇨ ∅35 M11 ⇨ ∅42 M13 ⇨ ∅45 M15 ⇨ ∅50 I Stainless steel hub Mozzo in acciaio Inox Edelstahlhohlwelle Moyeu en acier Inox Nucleo corona de acero Inox SPECIAL SERIES: SERIE SPECIALE: S M45 ⇨ ∅19 M50 ⇨ ∅24 X Stainless steel hub Mozzo in acciaio Inox Edelstahlhohlwelle Moyeu en acier Inox Nucleo corona de acero Inox  INCH U M45 ⇨ ∅0.750" M50 ⇨ ∅1.000" M63 ⇨ ∅1.125" M85 ⇨ ∅1.500" Z Stainless steel hub Mozzo in acciaio Inox Edelstahlhohlwelle Moyeu en acier Inox Nucleo corona de acero Inox	 ∅  S  D	 -M without flange Senza flangia B5 -A=56 (∅120) -B=63 (∅140) -C=71 (∅160) -D=80 (∅200) -E=90 (∅200) -F=100 (∅250) -G=132 (∅300) -H=160 (∅350) B14 -O=56 (∅80) -P=63 (∅90) -Q=71 (∅105) -R=80 (∅120) -T=90 (∅140) -U=100 (∅160) -V=132 (∅200) Brushless BA=40/63-M5 BB=50/70-M5 BC=60/75-M5 BD=70/90-M6 BE=80/100-M6 BF=95/115-M8 BG=110/145-M8 BH=130/165-M8 -0=Type R -S=Type R S series	 B3  B8  B6  B7  V5  V6	 ST Standard bore * Kit R standard Foro standard * Kit R standard Input bore without Reduction Bushing -O = 9mm -P = 11mm -Q = 14mm -R = 19mm -T = 24mm -U = 28mm -V = 38mm COUPLING STANDARD (IEC)  -A = 9mm -B = 11mm -C = 14mm -D = 19mm -E = 24mm -F = 28mm BRUSHLESS*  -1 = 9mm -2 = 11mm -3 = 14mm -4 = 19mm -5 = 22mm -6 = 24mm Ready for input coupling Predisposto per giunto  -0 Type B Tipo B  -0 Type R Tipo R	Only for combined units See technical data table Solo per i riduttori combinati Vedi tabella dati tecnici. Ausführungen für Getriebekombinationen it Uniquement pour combinés. Voir tableau données techniques Sólo para combinados ver tabla datos técnicos	With Type M specify terminal box position Con tipo M specificare posizione morsetteria  A  B STANDARD  C  D