

#### QUICK SELECTION / Selezione veloce

input speed ( $n_1$ ) = 1400 min<sup>-1</sup>

Output Speed $n_2$ [min <sup>-1</sup> ]	Ratio $i$	Motor power $P_{1M}$ [kW]	Output torque $M_{2M}$ [Nm]	Service factor f.s.	Nominal power $P_{1R}$ [kW]	Nominal torque $M_{2R}$ [Nm]	Available B5 motor flanges			Available B14 motor flanges				Dynamic efficiency <b>RD</b>	Tooth Module  [mm]	Ratios code 
							-B	-C	-D	-O	-P	-Q	-R			
							63	71	80	56	63	71	80			
6.7	<b>210</b>	0.75	591	1.8	<b>1.3</b>	<b>1036</b>	<b>B</b>	<b>B</b>			<b>B-C</b>	<b>B</b>		55	5.6	01
4.7	<b>300</b>	0.75	752	1.6	<b>1.2</b>	<b>1174</b>	<b>B</b>	<b>B</b>			<b>B-C</b>	<b>B</b>		49	5.6	02
3.3	<b>420</b>	0.75	1010	1.2	<b>0.87</b>	<b>1174</b>	<b>B</b>	<b>B</b>			<b>B-C</b>	<b>B</b>		47	5.6	03
2.6	<b>540</b>	0.55	851	1.4	<b>0.76</b>	<b>1174</b>	<b>B</b>	<b>B</b>			<b>B-C</b>	<b>B</b>		42	5.6	04
1.8	<b>780</b>	0.55	1112	1.1	<b>0.58</b>	<b>1174</b>	<b>B</b>	<b>B</b>			<b>B-C</b>	<b>B</b>		38	5.6	05
1.3	<b>1080</b>	0.37	1009	1.2	<b>0.43</b>	<b>1174</b>	<b>B</b>			<b>B-C</b>	<b>B-C</b>			37	5.6	06
1.1	<b>1290</b>	0.37	1140	1.0	<b>0.38</b>	<b>1174</b>	<b>B</b>			<b>B-C</b>	<b>B-C</b>			35	5.6	07
0.8	<b>1800</b>	0.25	921	1.3	<b>0.32</b>	<b>1174</b>	<b>B</b>			<b>B-C</b>	<b>B-C</b>			30	5.6	08
0.7	<b>2040</b>	0.25	1044	1.1	<b>0.28</b>	<b>1174</b>	<b>B</b>			<b>B-C</b>	<b>B-C</b>			30	5.6	09
0.6	<b>2400</b>	0.25	1228	1.0	<b>0.26</b>	<b>1174</b>	<b>B</b>			<b>B-C</b>	<b>B-C</b>			28	5.6	10
0.5	<b>3000</b>	0.18	958	1.0	<b>0.18</b>	<b>978</b>	<b>B</b>			<b>B-C</b>	<b>B-C</b>			26	5.6	11

**Motor Flanges Available**  
Flange Motore Disponibili

**B) Supplied with Reduction Bushing**  
Fornito con Bussola di Riduzione

**Available on Request without reduction bushing**  
Disponibile a Richiesta senza Bussola di Riduzione

**C) Motor Flange Holes Position**  
Posizione Fori Flangia Motore

**EN** Unit **15M** is supplied without lubricant and equipped with a breather, level and drain plugs. User can add mineral oil keeping existing plugs. Should the user wish to fill it with synthetic oil, it is recommended to replace the existing plugs with a type that are closed. Gearbox **050** is supplied lubricated for life. See tab.1 for oils and recommended quantity. In tab.2 there are radial loads and axial loads applicable to the gearbox.

**I** Il riduttore tipo **15M** è fornito privo di lubrificazione con tappi di sfiato, livello e scarico olio. L'utente può immettere olio minerale mantenendo i tappi esistenti. Se immetterà olio sintetico, dovrà sostituire i tappi esistenti con altri tipo chiuso. Il riduttore **050** è fornito lubrificato a vita con olio sintetico. Tab.1 per oli e quantità consigliati. Tab.2 carichi radiali e assiali applicabili al riduttore.

**D** Das Getriebe der Baugröße **15M** wird ohne Schmiermittel geliefert. Es ist jedoch mit Einfüllschraube, Überdruckventil und Ablassschraube ausgerüstet. Das benötigte mineralische Öl kann über die Einfüllschraube eingefüllt werden. Sollte synthetisches Öl bevorzugt werden, so ist sind das eingebaute Überdruckventil durch eine geschlossenen Schraube zu ersetzen. Das Getriebe der Baugröße **050** ist lebensdauer geschmiert. In Tabelle 1 ist die Schmiermenge und das empfohlene Schmiermittel angegeben. In Tabelle 2 sind die zulässigen Radial - und Axialbelastungen des Getriebes aufgeführt.

**F** Le réducteur de type **15M** est fourni sans lubrification et avec un bouchon de remplissage, de niveau et d'évacuation de l'huile. L'utilisateur peut verser de l'huile minérale en conservant les bouchons existants. S'il y versera de l'huile synthétique, il devra substituer les bouchons existants avec d'autres bouchons de type fermé. Le réducteur de type **050** est fourni lubrifié à vie avec de l'huile synthétique. Voir tableau 1 concernant les huiles et les quantités conseillées. Voir tableau 2 concernant les charges radiales et axiales applicables au réducteur.

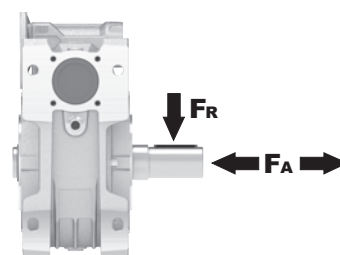
**E** El reductor tamaño **15M** se suministra sin lubricante, provisto de tapones de respiración, nivel y descarga de aceite. El usuario puede utilizar aceite mineral, manteniendo los tapones existentes. Si prefiere utilizar aceite sintético deberá sustituir los tapones existentes por tapones ciegos. El reductor **050** se suministra lubricado de por vida con aceite sintético. Ver tabla 1, para cantidades y aceites recomendados. En la tabla 2, se encuentran las cargas radiales y axiales admitidas por el reductor.

B3	B6	B7	B8	V5	V6
1.9/0.14LT	1.35/0.14 LT	1.35/0.14 LT	2.0/0.14 LT	2.0/0.14 LT	2.0/0.14 LT
SHELL Omala S2 GX 460			ENI Blasias 460		

For all details on lubrication and plugs check our website [Per maggiori dettagli su lubrificazione e tappi olio vedi il nostro sito web](#) **tab. 1**

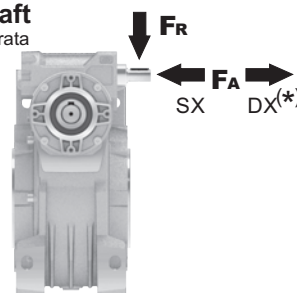
#### RADIAL AND AXIAL LOADS

**Output shaft**  
Albero di uscita



$n_2$ [min <sup>-1</sup> ]	FA [N]	FR [N]
<b>25</b>	1200	6000
<b>15</b>	1400	7000

**Input shaft**  
albero in entrata



$n_1$ [min <sup>-1</sup> ]	FA [N]	FR [N]
<b>1400</b>	76	380

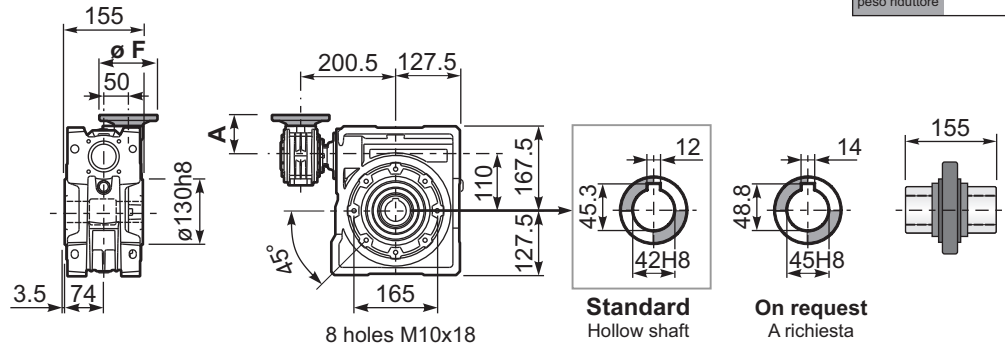
**\*Strong axial loads in the DX direction are not allowed.**  
Non sono consentiti forti carichi assiali con direzione DX

**tab. 2**

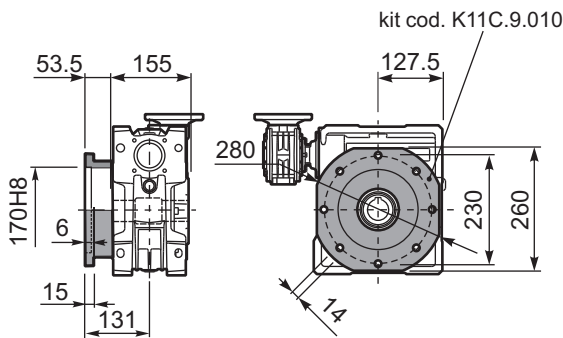
**P15MFB...** Basic wormbox  
Riduttore base

Gearbox weight  
peso riduttore **38.8 kg**

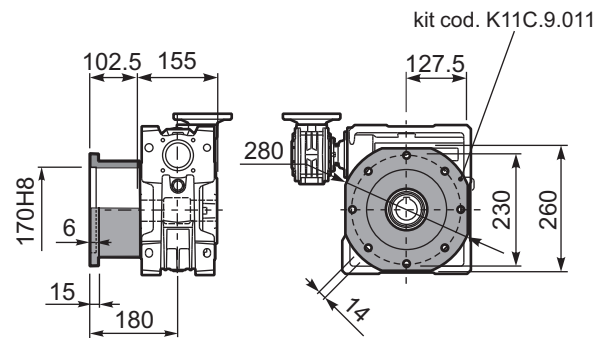
M. flanges	Kit code	øF	A
<b>63B5</b>	K050.4.041	138	78.5
<b>71B5</b>	K050.4.042	160	76
<b>80B5</b>	K050.4.043	200	76.5
<b>56B14</b>	KC40.4.049	80	76
<b>63B14</b>	K050.4.047	90	78.5
<b>71B14</b>	K050.4.045	105	76
<b>80B14</b>	K050.4.046	120	76.5



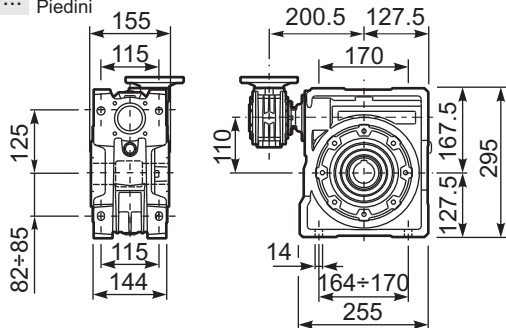
**P15MFC...** Output flange  
Flangia uscita



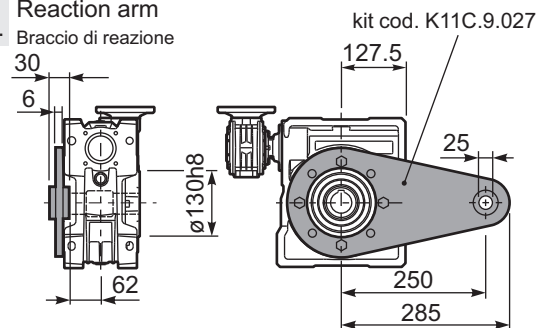
**P15MFL...** Output flange  
Flangia uscita



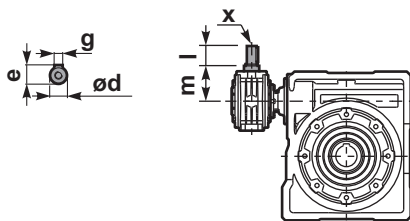
**P15MFB...** Feet  
Piedini



**P15MBR...** Reaction arm  
Braccio di reazione

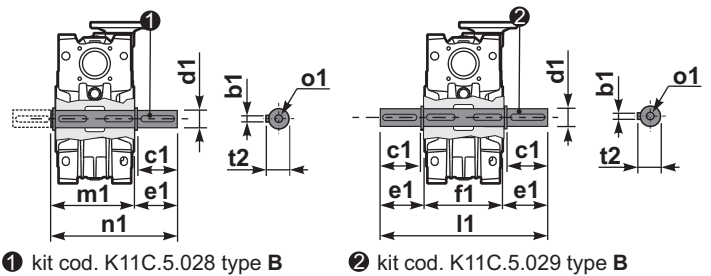


**R15MFB...** Input shaft  
Albero in entrata



**P15M.....S...** Single Shaft  
Albero lento semplice

**P15M.....D...** Double Shaft  
Albero lento bisp.



	ød	e	g	l	m	x	kit code
type B	16 h6	18	5	30	79.5	M6x16	① K050.5.006 PAM71 ② K050.5.007 PAM80
type S	14 h6	16	5	30	79.5	M5x10	① KS050.5.008 PAM71 ② KS050.5.009 PAM80

	b1	c1	d1	e1	f1	l1	m1	n1	t2	o1
type B	12	80	42h6	84.5	155	324	164.5	249	45	M16x28
type S	-	-	-	-	-	-	-	-	-	-