




















How to order *Codifica*

P	411I	-F	1.57	C
Type <i>Tipo</i>	Size <i>Grandezza</i>	Mounting <i>Montaggio</i>	Ratio <i>Rapporto</i>	Output shaft <i>Albero lento</i>
P 	411I	-N 	See technical data table <i>Vedi tabelle dati tecnici</i>	
M 		-F 		→ Standard C → $\varnothing 19$
B 				

4	-T	B3	ST	For M type specify terminal box position
Output flange <i>Flangia uscita</i>	Motor size <i>Grandezza motore</i>	Mounting position <i>Posizione di montaggio</i>	Input bore <i>Foro entrata</i>	<i>Per tipo M specificare posizione morsettiera</i>
 <p>N Without flange <i>Senza flangia</i></p> <p>4 → ø200</p>	Motor flanges <i>Flange motore</i>	B3 	ST Standard bore <i>Foro standard</i>	A 
		B6 		B 
	IEC B14 -Q → 71 B14 (ø105) -R → 80 B14 (ø120) -T → 90 B14 (ø140)	B7 		C 
	Without flange <i>Senza flangia</i>	B8 		D 
	 <p>-1 → ø14 (IEC 71) -2 → ø19 (IEC 80) -3 → ø24 (IEC 90)</p>	V5 		
		V6 		
		V8 